

If you feel unwell
Please stay at home
and get in touch

While we wait for the
briefing to start it's a
good time to remind
ourselves about
symptoms



A fever



Loss of smell
or taste




Conjunctivitis



Aches and
Pains (recent
onset)



A new
persistent
cough



Diarrhoea



Tiredness
(recent onset)



Sore throat



A rash on skin, or
discolouration of
fingers or toes (call
your GP today for
clinical assessment)



Difficulty
breathing or
shortness of
breath (call 999)



Chest pain
or pressure
(call 999)



Loss of speech or
movement
(call 999)



States of Guernsey
Public Health Services

*Together we are
stronger*

#GuernseyTogether #Winter2020

[Gov.gg/coronavirus](https://www.gov.gg/coronavirus)



Coronavirus Media briefing

10 March 2021

Subtitles are available for this media briefing. If you require subtitles please ensure you activate them on the device you are using.



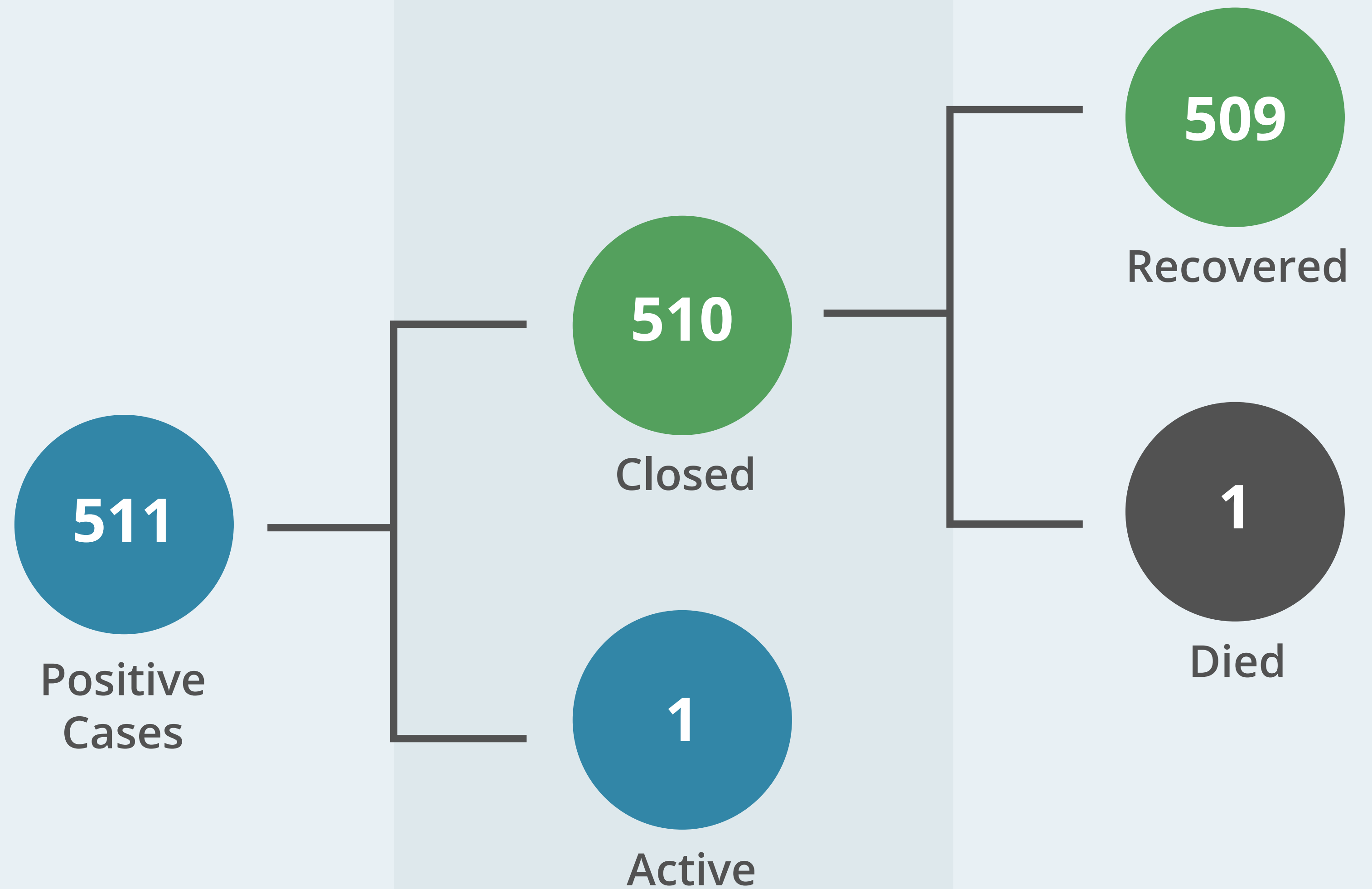
States of Guernsey
Public Health Services

*Together we are
stronger*
#GuernseyTogether #Winter2020

[Gov.gg/coronavirus](https://www.gov.gg/coronavirus)

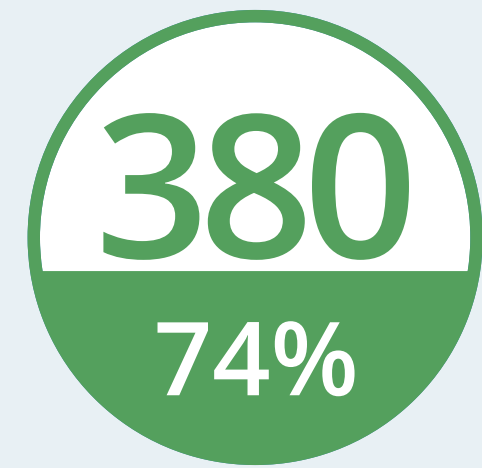
COVID-19 Case Summary

22 January 2021
until present



COVID-19 Second Wave Analysis

Total wave 2 cases by case type (from 22 January 2021)



Contacts of known cases




Symptomatic seeking healthcare




Care home resident




Care home staff



Travel



Travel & contacts of known cases



Planned workforce screening



TOTAL

COVID-19 Number of test performed during each wave


Absolute test capacity between 9 March 2020 and 26 February 2021 increased by up to 50 times (from 35 a day to approx. 1,500-2,000 a day)

	Start	End	Days in wave	Tests	Tests per day
 Wave 1	9 March 2020	30 April 2020	52	3,752	72
 Wave 2	22 January 2021	26 February 2021	35	29,928	855

COVID-19 Vaccines



5,000 additional doses to be carried out this week



New weekly shipment has included 975 Pfizer doses and 7,640 AstraZeneca doses

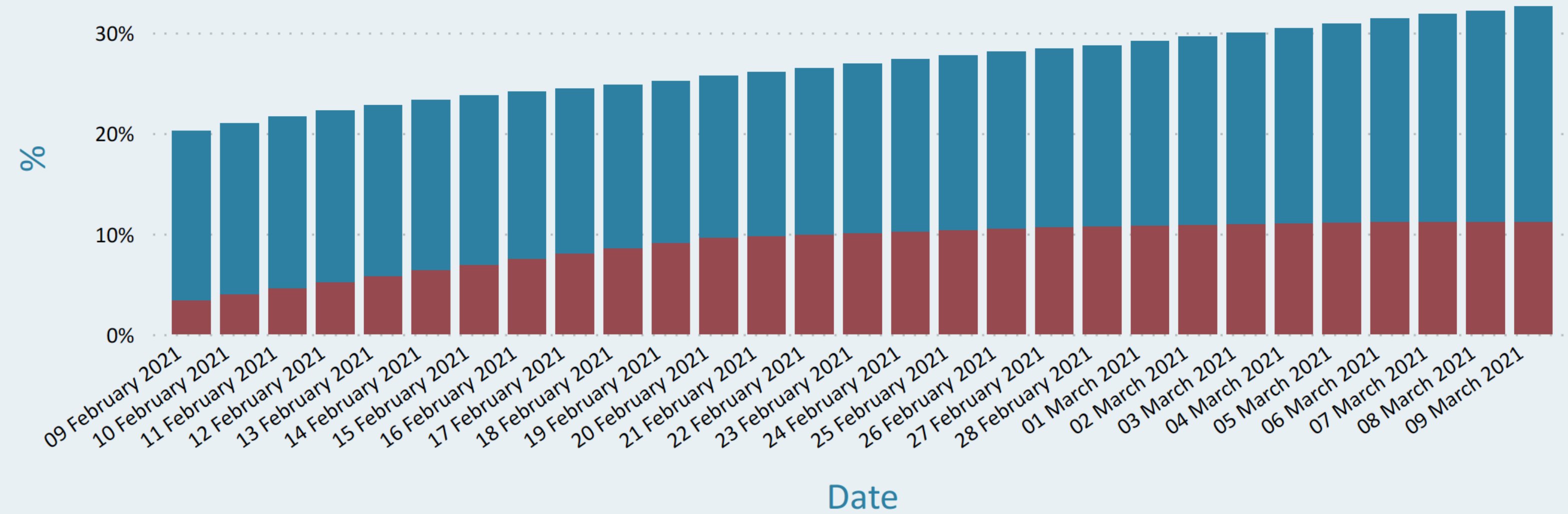


CVC increasing capacity to manage the numbers, potentially operating 7 days a week

COVID-19 Vaccine Stats

% of population aged 16 and over that have had vaccine

● Two doses ● One dose (only)



37.0

Total doses per 100
population (all ages)

24,346

Total doses